

# QH Series Precision Chemical Filter



# Suitable for filtering acid and alkali corrosive liquid Precision chemical filter

A variety of filter media options to meet the needs of various working conditions  
Large filtration capacity, low power to achieve large flow




QEEHUA PUMP

## Series Model

Main Material	Model	Filter Cartridge Filtration Capacity(L/min)																Parameters Apply To Specific Gravity Range							
		25	50	75	100	125	150	175	200	225	250	275	300	325	350	375	400		425	450	475	500	550	600	650
Hdd	QH-1001	26																<1.2							
	QH-1002	28																							
	QH-1004	63																							
	QH-2001	30																							
	QH-2002	58																							
	QH-2004	80																							
	QH-2006-1/2	203																							
	QH-2006-1	233																							
	QH-2008-1	258																							
	QH-2008-2	336																							
	QH-2012-2	418																							
	QH-2018-3	523																							
	QH-3018-5	733																							

# Exploded View Of Qh Series



- ① Top Cover Handle ② SUS Clamp ③ Filter Housing ④ Drain Valve ⑤ Outlet Gasket ⑥ Outlet  
 ⑦ Chamber Base ⑧ Pump ⑨ Pump Base ⑩ Pressure Gauge ⑪ Air Release Valve Switch ⑫ Top Cover  
 ⑬ Cover Gasket ⑭ Lock Cap ⑮ Cartridge Tube \*⑯ Cartridge ⑰ Inlet ⑱ Inlet Gasket  
 ⑲ U plate ⑳ Slurry tank ㉑ Slurry Tank Switch ㉒ Pump Inlet Tee ㉓ Pump Inlet Tee Gasket

Note: Items marked with "\*" are consumable parts.

### Product Feature

The main body of the filter is integrally injection-molded with pure PPH material, and the thickness of the thick chamber is 22mm, which is resistant to high temperature, strong acid & alkali, and pressure. 50mm thick pure PPH plate cover can be used, high temperature resistance, strong acid and alkali resistance, pressure resistance. A variety of filtration way can be selected to meet the needs of various working conditions, and the filtration accuracy can reach 0.5 μm, ensuring high-precision filtration of chemical liquid. The filter housing has a fast air discharge speed, no air leakage, large filtration capacity, and low power to achieve large flow.



Item/Model		QH-1001	QH-1002	QH-1004	QH-2001	QH-2002	QH-2004	QH-2006-½	QH-2006-1	QH-2008-1	QH-2008-2	QH-2012-2	QH-2018-3	QH-3018-5
Suitable For Tank(tons)		0.2	0.4	0.6	0.4	0.6	0.8	1-2	1-2	1-2	1.5-3	2.5-4	4-6.5	6.5-7.5
Filtration Capacity(L/min)		26	28	63	30	58	80	203	233	258	336	418	523	733
Filtration Capacity(m³/h)		1.6	1.7	3.8	1.8	3.5	4.8	12.2	14	15.5	20.2	25.1	31.4	44
Filter Barrel Material		PPH	PPH	PPH	PPH	PPH	PPH	PPH	PPH	PPH	PPH	PPH	PPH	PPH
Filter Material	Number of Cartridge (Size×Quantity)	10 "x1	10 "x2	10 "x4	20 "x1	20 "x2	20 "x4	20 "x6	20 "x6	20 "x8	20 "x8	20 "x12	20 "x18	30 "x18
	Number of Papers (Size×Quantity)	/	/	/	/	/	/	φ230x36	φ230x36	φ230x36	φ230x36	φ300x36	φ370x36	φ370x44
	Bag Type Pcs (Set)	/	/	1	/	/	1	1	1	1	1	1	1	1
Filtering Area (m²)	Cartridge Type	0.1	0.3	0.5	0.03	0.5	1.0	1.5	1.5	2.0	2.0	3.0	4.5	6.7
	Disc Type	/	/	/	/	/	/	1.5	1.5	2.2	2.2	3.6	5.4	/
	Bag Type	/	/	0.5	/	/	1.0	2.0	2.0	2.0	2.0	2.0	2.0	4.4
Applicable Temperature (°C)		0-70	0-70	0-70	0-70	0-70	0-70	0-70	0-70	0-70	0-70	0-70	0-70	0-70
Pump Power		45W	65W	180W	65W	180W	260W	0.37KW	0.75KW	0.75KW	1.5KW	1.5KW	2.2KW	4KW
Frame Sizes (mm)	Length(A)	515	610	610	515	610	610	758	758	758	758	820	820	820
	Width(B)	312	383	383	312	383	383	447	447	447	447	587	587	587
Total Height (mm)		818	928	928	1011	1110	1110	1440	1440	1445	1445	1440	1449	1705
Body Weight(KG)		11.7	16.5	21.4	12.7	21.5	23.1	49.2	58	58	65	80.7	87.4	133.5
Inlet and Outlet Caliber		20/20	20/20	25/25	20/20	25/25	25/25	40/40	40/40	40/40	50/40	50/50	50/50	65/50

• Test Basis: The above performance data corresponds to water being transported at normal speed at 25°C. The performance error is ±5%. The performance of the pump varies with the specific gravity and temperature of the conveying fluid medium.

# QH - 1001 / 1002 / 1004 / 2001 / 2002 / 2004 2006-1/2 / 2006-1 / 2008-1 / 2008-2 2012-2 / 2018-3 / 3018-5

- Cartridge Type Filtration capacity: 26-500L/min
- Pump power: 45W-4KW

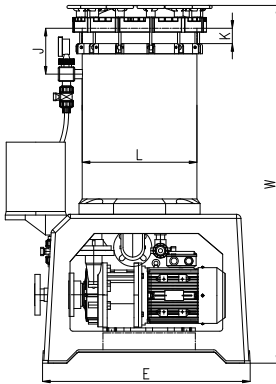


## Model Description

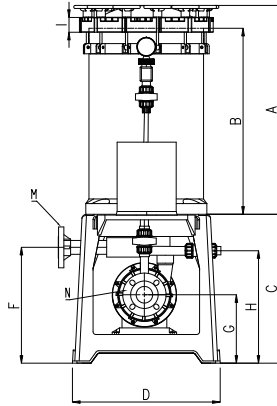
QH - 2006 - 1 - F - F - E - B - O - J - A - Z  
① ② ③ ④ ⑤ ⑥ ⑦ ⑧ ⑨ ⑩ ⑪

- ① Model number: QH
- ② Cartridge specifications: 1001-10"×1Pcs; 1002-10"×2Pcs; 1004-10"×4Pcs; 2001-20"×1Pcs; 2002-20"×2Pcs; 2004-20"×4Pcs; 2006-20"×6Pcs; 2008-20"×8Pcs; 2012-20"×12Pcs; 2018-20"×18Pcs; 3018-30"×18Pcs
- ③ Pump power: 0.45-45W; 0.65-65W; 180-180W; 260-260W; 1-1HP; 2-2HP; 3-3HP; 5-5HP
- ④ Material Of Filter Housing: F-PPH; P-PVDF; C-CPVC; U-UPVC
- ⑤ In-Outlet type: U-union ; F-flange
- ⑥ Sealing material: E-EPDM; V-FKM
- ⑦ Filtration method: C- Cartridge with pressure plate; B- Cartridge with lock cap; P- disc paper type; U- bag type
- ⑧ Activated carbon device: W- installation; O- no installation
- ⑨ Standard Of In-Outlet: G-GB standard; J-JIS standard
- ⑩ Pump Type: A- magnetic pump; B- self-priming pump
- ⑪ Top Cover type: Z-injection cover; S-plate cover
- ⑫ S-Standard; N-Non-Standard

## Size Drawing



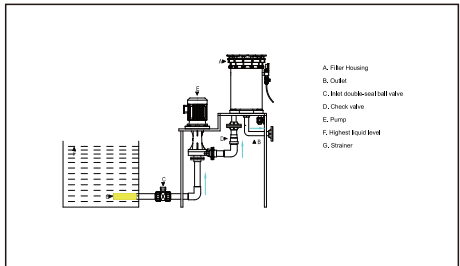
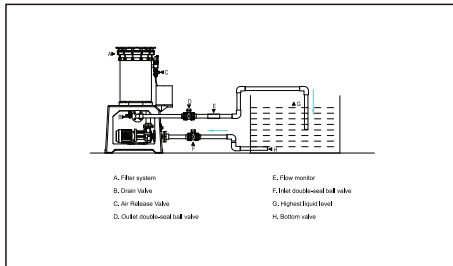
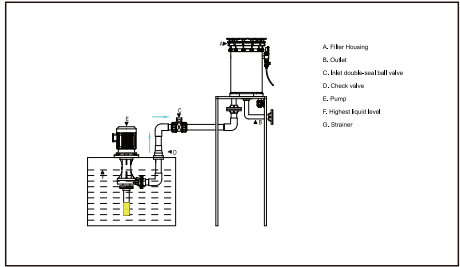
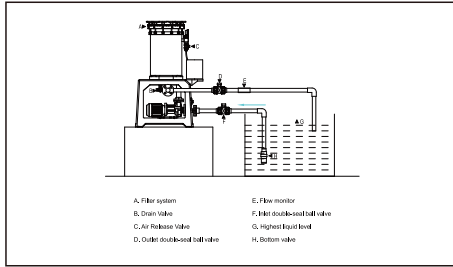
(Integrated)



Model	W	A	B	C	D	E	F	G	H
QH-1001-MD-203	818	527	460	291	312	515	210	103	/
QH-1002-MD-204	928	598	520	330	383	610	235	101	225
QH-1004-MD-257 (Integrated)	928	598	520	330	383	610	227	103	225
QH-2001-MD-204	1011	720	654	291	312	515	210	103	/
QH-2002MD-257 (Integrated)	1110	780	710	330	383	610	225	103	225
QH-2004-MD-258 (Integrated)	1110	780	710	330	383	610	225	111	225
QH-2006-QHX-441	1440	855	775	585	447	758	470	229	440
QH-2008-QHX-441	1445	860	775	585	447	758	470	229	440
QH-2008-QHX-542	1445	860	775	585	447	758	470	236	440
QH-2012-QHX-542	1440	855	775	585	587	820	460	236	440
QH-2018-QHX-553	1449	864	775	585	587	820	458	236	440
QH-3018-QHX-655	1705	1120	1030	585	587	820	458	271	440

Model	I	J	K	L	M	N	Weight(kg)
QH-1001-MD-203	41	140	50	∅140.0	DN20(3/4")	DN20(3/4")	11.7
QH-1002-MD-204	35	140	50	∅200.0	DN20(3/4")	DN20(3/4")	16.5
QH-1004-MD-257 (Integrated)	35	140	50	∅200.0	DN25	DN25	21.4
QH-2001-MD-204	41	180	50	∅140.0	DN20(3/4")	DN20(3/4")	12.7
QH-2002MD-257 (Integrated)	35	180	50	∅200.0	DN25	DN25	21.5
QH-2004-MD-258 (Integrated)	35	180	50	∅200.0	DN25	DN25	23.1
QH-2006-QHX-441	47.5	180	45	∅280.0	1.5"	1.5"	49.2
QH-2008-QHX-441	47.5	180	45	∅315.0	1.5"	1.5"	58
QH-2008-QHX-542	47.5	180	45	∅315.0	1.5"	2"	65
QH-2012-QHX-542	47.5	180	45	∅400.0	2"	2"	80.7
QH-2018-QHX-553	47.5	180	45	∅450.0	2"	2"	87.4
QH-3018-QHX-655	47.5	180	45	∅450.0	2"	2.5"	113.5

## Installation Instruction



## Safety Operating Procedures

1. The installation site should be flat or placed on a stable shelf. The inlet and outlet pipes should be fixed firmly to avoid damage to the pipes.
2. Familiarize yourself with the operation of the filter before starting it. Please read the user manual carefully, and follow the instructions to install each component. This will help you to understand the standard operating procedures for each component.
3. Do not change the transporting chemistry arbitrarily when using it, because different chemical mixing will produce various chemical changes, and even chemical reactions will cause high heat to damage the body and parts. Please contact our company for questions about chemical coordination.
4. Any misuse, such as overvoltage, self-modification of parts, chemical incompatibility, or use of damaged parts, may cause dangerous situations. Please follow the safety warnings.
5. Hydrogen is generated in most electroplating solutions during electrolysis. Hydrogen gas is easy to remain in the filter housing. If it is not used for a long time, hydrogen will be stored in the filter housing and cause internal pressure, even causing hydrogen explosion. Therefore, the filter housing's air release valve should be vented every day to discharge the hydrogen gas. If it is not used for a long time, the air release valve should be opened to prevent the accumulation of hydrogen gas.
6. When starting the filter, check the outlet and flow rate to ensure that they are normal. Clean the filter media regularly. The liquid in the pump will heat up due to idling, and the liquid in the pump will vaporize, causing steam pressure in the filter tank. Hydrogen gas will be released from the liquid and raise the internal pressure of the filter tank. If the pressure is too high, it may even cause the filter tank to burst. It is important to check that the filter machine outlet valve is open and that the pump is not dry running. Dry running will damage the pump and the filter.
7. When using the filter, please use it during working hours. When the machine is not in use at night, please turn off the power to prevent the filter media from being blocked at night and no one stops or cleans the filter, causing the pump and filter to run dry and be damaged.
8. Avoid installing the filter outdoors if possible, because the filter housing will be exposed to sunlight for a long time, which will cause the plastic material to deteriorate and affect the service life.
9. The pressure during operation should not be higher than 1.5Kg/cm<sup>2</sup>, and the temperature of the liquid used should not be higher than 70°C.



[www.qeehuapump.com](http://www.qeehuapump.com)



[www.qeehua-pump.com](http://www.qeehua-pump.com)

**HEAD OFFICE IN SOUTH CHINA:**

**GUANGDONG QEEHUA INDUSTRY EQUIPMENT CO., LTD.**

Address: No.8, East Chenwu Road, Houjie Town, Dongguan City, Guangdong Province, China.

**SUBSIDIARY CORPORATION:**

**DONGGUAN EVER POPULAR IMPORT AND EXPORT CO., LTD.**

No. 1301&1302, Tianan Cyber Park, No.1 Huangjin Road, Nancheng District, Dongguan City, Guangdong Province, China.

**SUBSIDIARY CORPORATION:**

**JIANGXI QEEHUA FLOW TECHNOLOGY CO., LTD.**

Address: Room 110, Building 3, Hengke Industrial Park phase 1, Economic and Technological Development Zone, Ganzhou City, Jiangxi Province, China.

**SUBSIDIARY CORPORATION:**

**SUZHOU QEEHUA PUMP INDUSTRY CO., LTD.**

Address: Room 221, Kezheng Building, No. 16, Nantiancheng Road, High - speed Railway New Town, Xiangcheng District, Suzhou City.

**SUBSIDIARY CORPORATION:**

**CHENGDU QEEHUA FLUID TECHNOLOGY CO., LTD.**

No. 08, 3rd Floor, Building 3, No. 1108 Shengbang Street, High tech Zone, Chengdu City, Sichuan Province, China.



Copyright belongs to our company

Product specifications and technical indicators are subject to change without prior notice.

2026.04.29